


<b>Model number</b>	<b>SPB-DY1612</b>
Power and voltage	2500W/220V
Dimensions	3100*2000*1400MM
Printing Speed	4M <sup>2</sup> /H
Printing Method	Pressure Inkjet
Ink Cartridge Configuration	1.5L
File Formats	TIF, JPEG, EPS, PDF, etc.
Working Platform	Vacuum Adsorption Platform
Output Precision	1220*720DPI
Printing Material Height	150MM
Printing Size	1600*1200MM/1520*1000MM(Auto positioning)

## COLORFUL METAL PRINTER



### Superb Electromachinery Co., Limited

📍 Add: No.55, Anhua Road, Anliang Village, Henggang Town, Longgang District, Shenzhen City, China.

☎ Tel: 0086-755-28838424

☎ Fax: 0086-755-28883730

✉ E-mail: sales@superbmelt.com

📮 Postcode: 518116

## -Introduction-

SuperbMelt high-resolution environmentally friendly flatbed inkjet printer is suitable for coin colouring and metal printing with color. The SuperbMelt UV printer is the ultimate solution for precise coin coloring in metal printing.

Our UV printers that print on metal utilize a vacuum suction platform for inkjet printing. Our technology combines an advanced vacuum suction platform to achieve flawless inkjet printing, unlocking the full potential of cutting-edge UV printers designed specifically for metal surface printing.

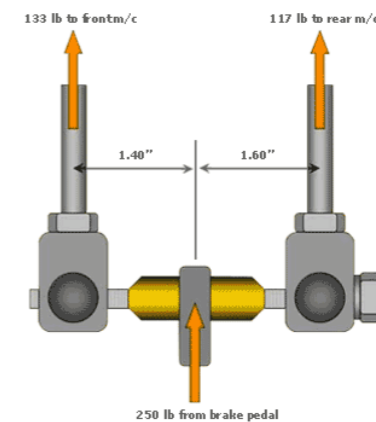
This innovative technology enables seamless coloring on various metal surfaces, making it the ideal choice for a range of applications, including coin processing and intricate gold bar coloring art.



## -Feature-

### ① Negative pressure automatic adjustment system

There is no need to adjust the negative pressure during production, and the negative pressure can be automatically balanced to maintain the stability of inkjet. This leads to a uniform and bright color of the finished metal.



### ② White and colors simultaneous printing

Realize white background, relief, colors three-layer printing at one time, improve printing speed and avoid white and colors alignment error.






## -Feature-

### ③ Intelligent visual positioning

Precise positioning and alignment of printed patterns or elements during the printing process is achieved through the use of cameras, image processing and computer control. The key to this technology is the use of image recognition algorithms that enable printers to identify specific marks or features on the printed material to determine where to print. The visual positioning of UV flatbed printing machine can be applied to different materials, such as paper, plastic, metal, etc., which brings higher precision and efficiency to the printing industry.

By using the UV flatbed printing machine for visual positioning, the registration accuracy of printed matter is significantly improved, and inaccurate printing caused by positional deviation can be avoided.



## -PIR software-

### Unimaginable image output quality




Based on professional software:  
Color Gate, Photo Print, PrintFactory, photo-quality output

### Comparison





## -Application-



## -Parameter-

Model number	SPB-DY1012	SPB-DY6042
Power and voltage	2500W/220V	1500w/220v
Dimensions	2080*2580*1400MM	1680*1550*830MM
Printing Speed	3M <sup>2</sup> /H	1M <sup>2</sup> /H
Printing Method	Pressure Inkjet	Pressure Inkjet
Ink Cartridge Configuration	1.5L	1L
File Formats	TIF, JPEG, EPS, PDF, etc.	TIF, JPEG, EPS, PDF, etc.
Working Platform	Vacuum Adsorption Platform	Vacuum Adsorption Platform
Output Precision	1220*720DPI	1220*720DPI
Printing Material Height	100MM	130MM
Printing Size	1000*1200MM/840*1000MM(Auto positioning)	600*420MM

